IES Indoor Report

Photometric Filename:HCP-1022202+HCP-1032202 4000K 15D.IES

Indoor Luminaire Photometric Data

Description Information

Luminary Name: HCP-1022202+HCP-1032202 4000K 15D		Lum. Catelog:	Test ID: 01
Lamp Name:		Lamp Catelog: LED	Test Date: 2020/11/24
Manufacture: Havit Commercial		Shld.Ang(°):	Test Machine:GON-2000
Test Lab: Quality Department		Frequency(Hz):	Lamp CCT(K): Ra:
Lum.Size(W*L*H):0.000m*0.000m*0.000m		Lum.Area(m2):0.000	Lum.W(kg): 0.000
Test System: C, γ	Test Step: C=90.0 γ=1.0	Temp.(℃): 25	Humidity(%): 50.0

Character Parameter

Lamp Speciality Parameter	Luminaire Speciality Parameter	
Rated Flux(lm): 904.890	Luminary Flux(lm): 904.889	Field Angle(10%Imax): 45.4(°)
Rated Power(W):	Luminary Efficiency: 100.00%	Down Lumens&Percent: 904.889lm 100.00%
Rated Voltage(V):	Luminary EER(lm/W): 62.449	Up Lumens&Percent: 0.000lm 0.00%
Tested Power(W): 14.490	Max.Candela(cd): 4602.631	S/MH: C0_a180=0.362 C90_270=0.359
Lamps' Inside: 1	Max Cand@Ang.(°): C=90.0 γ=1.0	CIE Type: Semi-Direct
Tested Electrics(V,A,pf):239.9,0.062,0.965	Beam Angle(50%Imax): 21.0(°)	ErP Φuse(90°): 882.015lm
Lamp Size(W*L*H):0.000m*0.000m*0.000m	Left=-10.0° ,Right=11.1°	IRF(%): 999.354

C Plane Distribution Diagram

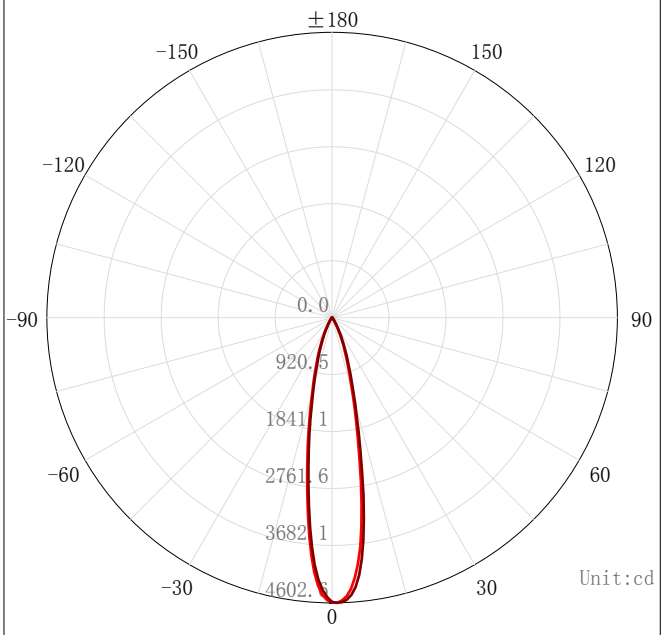

C Plane	[50%MaxAng.]	[10%MaxAng.]
C90.0_270.0 :	21.0	45.4
C0.0_180.0 :	21.2	45.4

C0 Space ISO Illuminance Curve

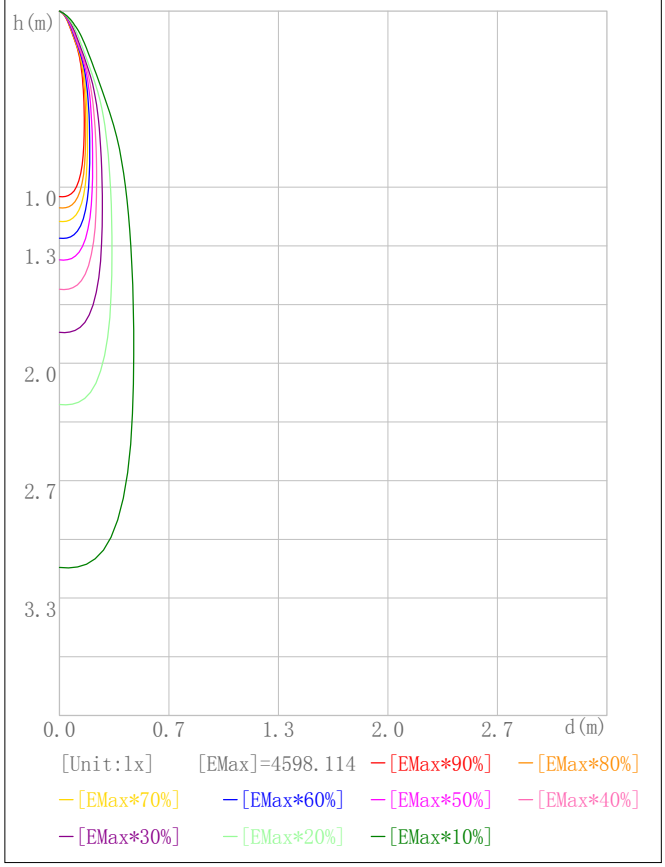

2D Plane Light Intensity Distribution Curve

Lum.Name: HCP-1022202+HCP-1032202 4000K 15D	Lum.Catelog:	Test ID: 01
Lamp Name:	Lamp Catelog: LED	Test Lab: Quality Department
Manufacture: Havit Commercial	Test Machine:GON-2000	Test Date: 2020/11/24

C Plane Distribution Diagram

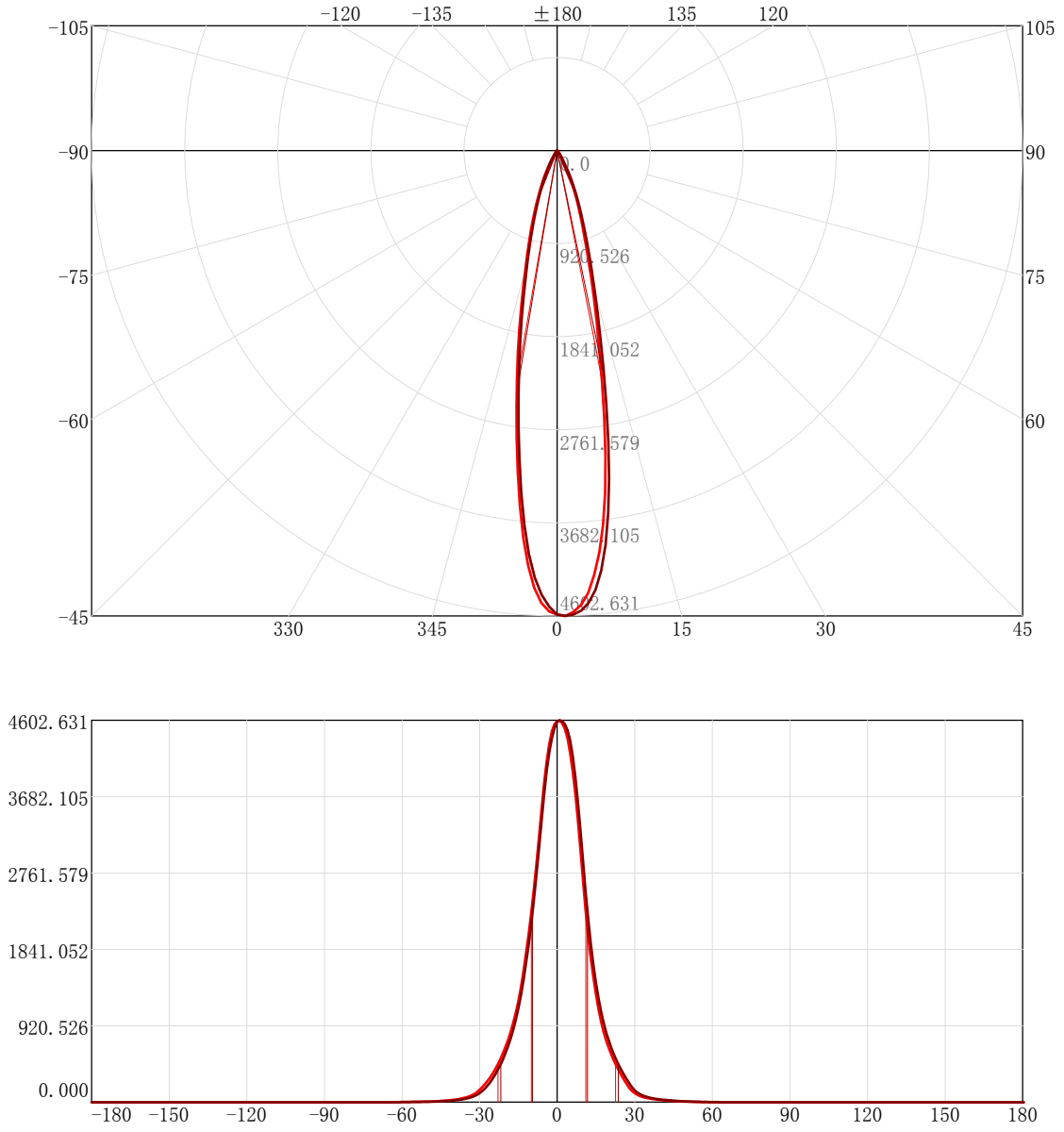

C Plane	[50%MaxAng.]	[10%MaxAng.]	Unit:cd
C90.0_270.0 :	21.0	45.4	
C0.0_180.0 :	21.2	45.4	

3D Light Intensity Distribution Modal

Lum.Name: HCP-1022202+HCP-1032202 4000K 15D	Lum.Catelog:	Test ID: 01
Lamp Name:	Lamp Catelog: LED	Test Lab: Quality Department
Manufacture: Havit Commercial	Test Machine:GON-2000	Test Date: 2020/11/24

3D Light Intensity Distribution Modal

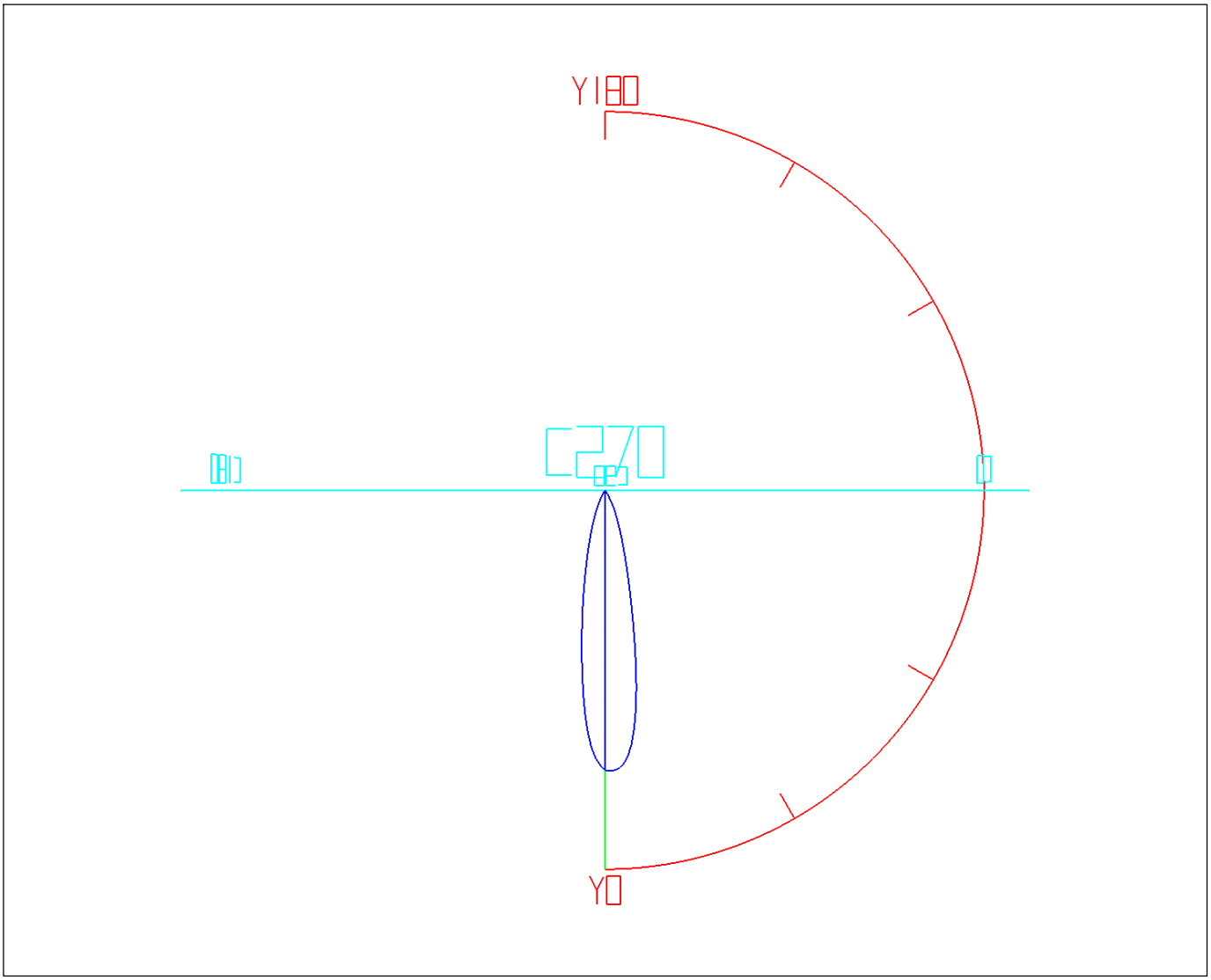

Curves: 3D Model Fixture Vert. HUD Hori. HUD
View Angles: Orient:0 Tilt:0 Roll:0 Spin:0

Zonal Flux Tabulation

Zone(γ)	Zone Flux (lm)	Sums Flux (lm)	Zone%Lamp	Sums%Lamp	Zone(γ)	Zone Flux (lm)	Sums Flux (lm)	Zone%Lamp	Sums%Lamp
0.0-1.0	4.38	4.38	0.48	0.48	47.0-48.0	0.82	899.33	0.09	99.39
1.0-2.0	13.02	17.40	1.44	1.92	48.0-49.0	0.73	900.06	0.08	99.47
2.0-3.0	21.31	38.71	2.35	4.28	49.0-50.0	0.66	900.72	0.07	99.54
3.0-4.0	28.95	67.66	3.20	7.48	50.0-51.0	0.60	901.32	0.07	99.61
4.0-5.0	35.61	103.27	3.93	11.41	51.0-52.0	0.55	901.87	0.06	99.67
5.0-6.0	41.01	144.28	4.53	15.94	52.0-53.0	0.50	902.37	0.05	99.72
6.0-7.0	45.00	189.28	4.97	20.92	53.0-54.0	0.45	902.82	0.05	99.77
7.0-8.0	47.51	236.79	5.25	26.17	54.0-55.0	0.40	903.22	0.04	99.82
8.0-9.0	48.60	285.39	5.37	31.54	55.0-56.0	0.36	903.57	0.04	99.85
9.0-10.0	48.39	333.78	5.35	36.89	56.0-57.0	0.31	903.88	0.03	99.89
10.0-11.0	47.10	380.88	5.21	42.09	57.0-58.0	0.27	904.15	0.03	99.92
11.0-12.0	45.05	425.93	4.98	47.07	58.0-59.0	0.22	904.37	0.02	99.94
12.0-13.0	42.60	468.52	4.71	51.78	59.0-60.0	0.18	904.55	0.02	99.96
13.0-14.0	40.03	508.56	4.42	56.20	60.0-61.0	0.14	904.68	0.02	99.98
14.0-15.0	37.45	546.01	4.14	60.34	61.0-62.0	0.09	904.78	0.01	99.99
15.0-16.0	34.91	580.92	3.86	64.20	62.0-63.0	0.06	904.84	0.01	99.99
16.0-17.0	32.47	613.39	3.59	67.79	63.0-64.0	0.03	904.87	0.00	100.00
17.0-18.0	30.14	643.53	3.33	71.12	64.0-65.0	0.01	904.88	0.00	100.00
18.0-19.0	27.94	671.46	3.09	74.20	65.0-66.0	0.00	904.89	0.00	100.00
19.0-20.0	25.83	697.30	2.85	77.06	66.0-67.0	0.00	904.89	0.00	100.00
20.0-21.0	23.79	721.08	2.63	79.69	67.0-68.0	0.00	904.89	0.00	100.00
21.0-22.0	21.81	742.90	2.41	82.10	68.0-69.0	0.00	904.89	0.00	100.00
22.0-23.0	19.94	762.84	2.20	84.30	69.0-70.0	0.00	904.89	0.00	100.00
23.0-24.0	18.08	780.92	2.00	86.30	70.0-71.0	0.00	904.89	0.00	100.00
24.0-25.0	16.22	797.14	1.79	88.09	71.0-72.0	0.00	904.89	0.00	100.00
25.0-26.0	14.39	811.53	1.59	89.68	72.0-73.0	0.00	904.89	0.00	100.00
26.0-27.0	12.56	824.09	1.39	91.07	73.0-74.0	0.00	904.89	0.00	100.00
27.0-28.0	10.73	834.82	1.19	92.26	74.0-75.0	0.00	904.89	0.00	100.00
28.0-29.0	9.08	843.91	1.00	93.26	75.0-76.0	0.00	904.89	0.00	100.00
29.0-30.0	7.68	851.58	0.85	94.11	76.0-77.0	0.00	904.89	0.00	100.00
30.0-31.0	6.48	858.06	0.72	94.82	77.0-78.0	0.00	904.89	0.00	100.00
31.0-32.0	5.49	863.55	0.61	95.43	78.0-79.0	0.00	904.89	0.00	100.00
32.0-33.0	4.70	868.25	0.52	95.95	79.0-80.0	0.00	904.89	0.00	100.00
33.0-34.0	4.09	872.34	0.45	96.40	80.0-81.0	0.00	904.89	0.00	100.00
34.0-35.0	3.61	875.94	0.40	96.80	81.0-82.0	0.00	904.89	0.00	100.00
35.0-36.0	3.21	879.15	0.35	97.16	82.0-83.0	0.00	904.89	0.00	100.00
36.0-37.0	2.86	882.01	0.32	97.47	83.0-84.0	0.00	904.89	0.00	100.00
37.0-38.0	2.56	884.57	0.28	97.75	84.0-85.0	0.00	904.89	0.00	100.00
38.0-39.0	2.29	886.86	0.25	98.01	85.0-86.0	0.00	904.89	0.00	100.00
39.0-40.0	2.06	888.92	0.23	98.24	86.0-87.0	0.00	904.89	0.00	100.00
40.0-41.0	1.85	890.77	0.20	98.44	87.0-88.0	0.00	904.89	0.00	100.00
41.0-42.0	1.67	892.44	0.18	98.62	88.0-89.0	0.00	904.89	0.00	100.00
42.0-43.0	1.51	893.95	0.17	98.79	89.0-90.0	0.00	904.89	0.00	100.00
43.0-44.0	1.36	895.31	0.15	98.94	90.0-91.0	0.00	904.89	0.00	100.00
44.0-45.0	1.21	896.52	0.13	99.08	91.0-92.0	0.00	904.89	0.00	100.00
45.0-46.0	1.06	897.58	0.12	99.19	92.0-93.0	0.00	904.89	0.00	100.00
46.0-47.0	0.93	898.51	0.10	99.30	93.0-94.0	0.00	904.89	0.00	100.00

Zonal Flux Tabulation - (Cont.)

Zone(γ)	Zone Flux (lm)	Sums Flux (lm)	Zone%Lamp	Sums%Lamp
94.0-95.0	0.00	904.89	0.00	100.00
95.0-96.0	0.00	904.89	0.00	100.00
96.0-97.0	0.00	904.89	0.00	100.00
97.0-98.0	0.00	904.89	0.00	100.00
98.0-99.0	0.00	904.89	0.00	100.00
99.0-100.0	0.00	904.89	0.00	100.00
100.0-101.0	0.00	904.89	0.00	100.00
101.0-102.0	0.00	904.89	0.00	100.00
102.0-103.0	0.00	904.89	0.00	100.00
103.0-104.0	0.00	904.89	0.00	100.00
104.0-105.0	0.00	904.89	0.00	100.00
105.0-106.0	0.00	904.89	0.00	100.00
106.0-107.0	0.00	904.89	0.00	100.00
107.0-108.0	0.00	904.89	0.00	100.00
108.0-109.0	0.00	904.89	0.00	100.00
109.0-110.0	0.00	904.89	0.00	100.00
110.0-111.0	0.00	904.89	0.00	100.00
111.0-112.0	0.00	904.89	0.00	100.00
112.0-113.0	0.00	904.89	0.00	100.00
113.0-114.0	0.00	904.89	0.00	100.00
114.0-115.0	0.00	904.89	0.00	100.00
115.0-116.0	0.00	904.89	0.00	100.00
116.0-117.0	0.00	904.89	0.00	100.00
117.0-118.0	0.00	904.89	0.00	100.00
118.0-119.0	0.00	904.89	0.00	100.00
119.0-120.0	0.00	904.89	0.00	100.00
120.0-121.0	0.00	904.89	0.00	100.00
121.0-122.0	0.00	904.89	0.00	100.00
122.0-123.0	0.00	904.89	0.00	100.00
123.0-124.0	0.00	904.89	0.00	100.00
124.0-125.0	0.00	904.89	0.00	100.00
125.0-126.0	0.00	904.89	0.00	100.00
126.0-127.0	0.00	904.89	0.00	100.00
127.0-128.0	0.00	904.89	0.00	100.00
128.0-129.0	0.00	904.89	0.00	100.00
129.0-130.0	0.00	904.89	0.00	100.00
130.0-131.0	0.00	904.89	0.00	100.00
131.0-132.0	0.00	904.89	0.00	100.00
132.0-133.0	0.00	904.89	0.00	100.00
133.0-134.0	0.00	904.89	0.00	100.00
134.0-135.0	0.00	904.89	0.00	100.00
135.0-136.0	0.00	904.89	0.00	100.00
136.0-137.0	0.00	904.89	0.00	100.00
137.0-138.0	0.00	904.89	0.00	100.00
138.0-139.0	0.00	904.89	0.00	100.00
139.0-140.0	0.00	904.89	0.00	100.00
140.0-141.0	0.00	904.89	0.00	100.00

Zone(γ)	Zone Flux (lm)	Sums Flux (lm)	Zone%Lamp	Sums%Lamp
141.0-142.0	0.00	904.89	0.00	100.00
142.0-143.0	0.00	904.89	0.00	100.00
143.0-144.0	0.00	904.89	0.00	100.00
144.0-145.0	0.00	904.89	0.00	100.00
145.0-146.0	0.00	904.89	0.00	100.00
146.0-147.0	0.00	904.89	0.00	100.00
147.0-148.0	0.00	904.89	0.00	100.00
148.0-149.0	0.00	904.89	0.00	100.00
149.0-150.0	0.00	904.89	0.00	100.00
150.0-151.0	0.00	904.89	0.00	100.00
151.0-152.0	0.00	904.89	0.00	100.00
152.0-153.0	0.00	904.89	0.00	100.00
153.0-154.0	0.00	904.89	0.00	100.00
154.0-155.0	0.00	904.89	0.00	100.00
155.0-156.0	0.00	904.89	0.00	100.00
156.0-157.0	0.00	904.89	0.00	100.00
157.0-158.0	0.00	904.89	0.00	100.00
158.0-159.0	0.00	904.89	0.00	100.00
159.0-160.0	0.00	904.89	0.00	100.00
160.0-161.0	0.00	904.89	0.00	100.00
161.0-162.0	0.00	904.89	0.00	100.00
162.0-163.0	0.00	904.89	0.00	100.00
163.0-164.0	0.00	904.89	0.00	100.00
164.0-165.0	0.00	904.89	0.00	100.00
165.0-166.0	0.00	904.89	0.00	100.00
166.0-167.0	0.00	904.89	0.00	100.00
167.0-168.0	0.00	904.89	0.00	100.00
168.0-169.0	0.00	904.89	0.00	100.00
169.0-170.0	0.00	904.89	0.00	100.00
170.0-171.0	0.00	904.89	0.00	100.00
171.0-172.0	0.00	904.89	0.00	100.00
172.0-173.0	0.00	904.89	0.00	100.00
173.0-174.0	0.00	904.89	0.00	100.00
174.0-175.0	0.00	904.89	0.00	100.00
175.0-176.0	0.00	904.89	0.00	100.00
176.0-177.0	0.00	904.89	0.00	100.00
177.0-178.0	0.00	904.89	0.00	100.00
178.0-179.0	0.00	904.89	0.00	100.00
179.0-180.0	0.00	904.89	0.00	100.00

Rectangle ISO Lighting Intensity Diagram

Lum.Name: HCP-1022202+HCP-1032202 4000K 15D	Lum.Catelog:	Test ID: 01
Lamp Name:	Lamp Catelog: LED	Test Lab: Quality Department
Manufacture: Havit Commercial	Test Machine:GON-2000	Test Date: 2020/11/24

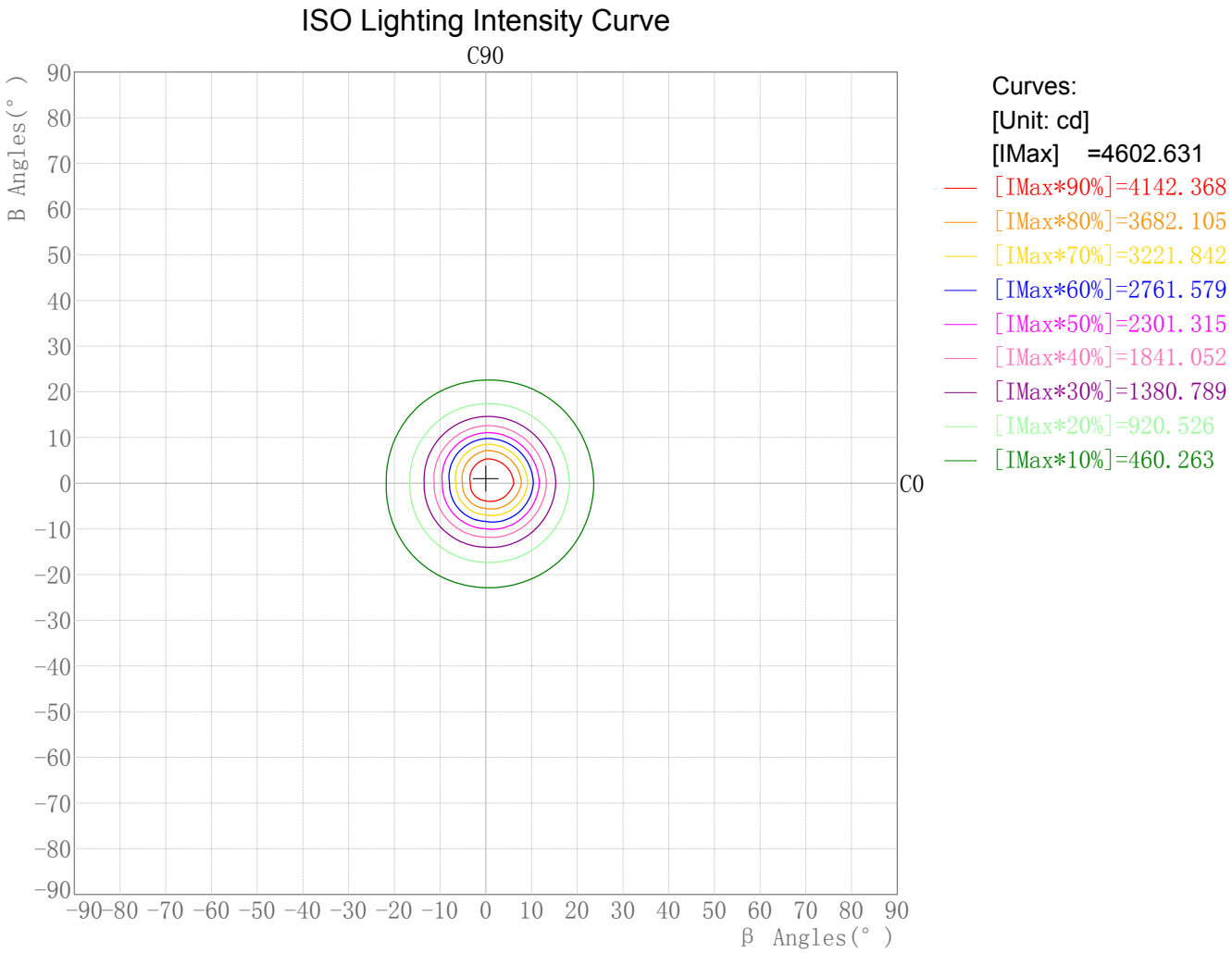

Maximum Light Intensity(cd): 4602.63
Maximum Cand.@Angle: H=0.0°,V=1.0°

Plane ISO-Illuminance Diagram

Lum.Name: HCP-1022202+HCP-1032202 4000K 15D	Lum.Catelog:	Test ID: 01
Lamp Name:	Lamp Catelog: LED	Test Lab: Quality Department
Manufacture: Havit Commercial	Test Machine:GON-2000	Test Date: 2020/11/24

Plane ISO-Illuminance Curve

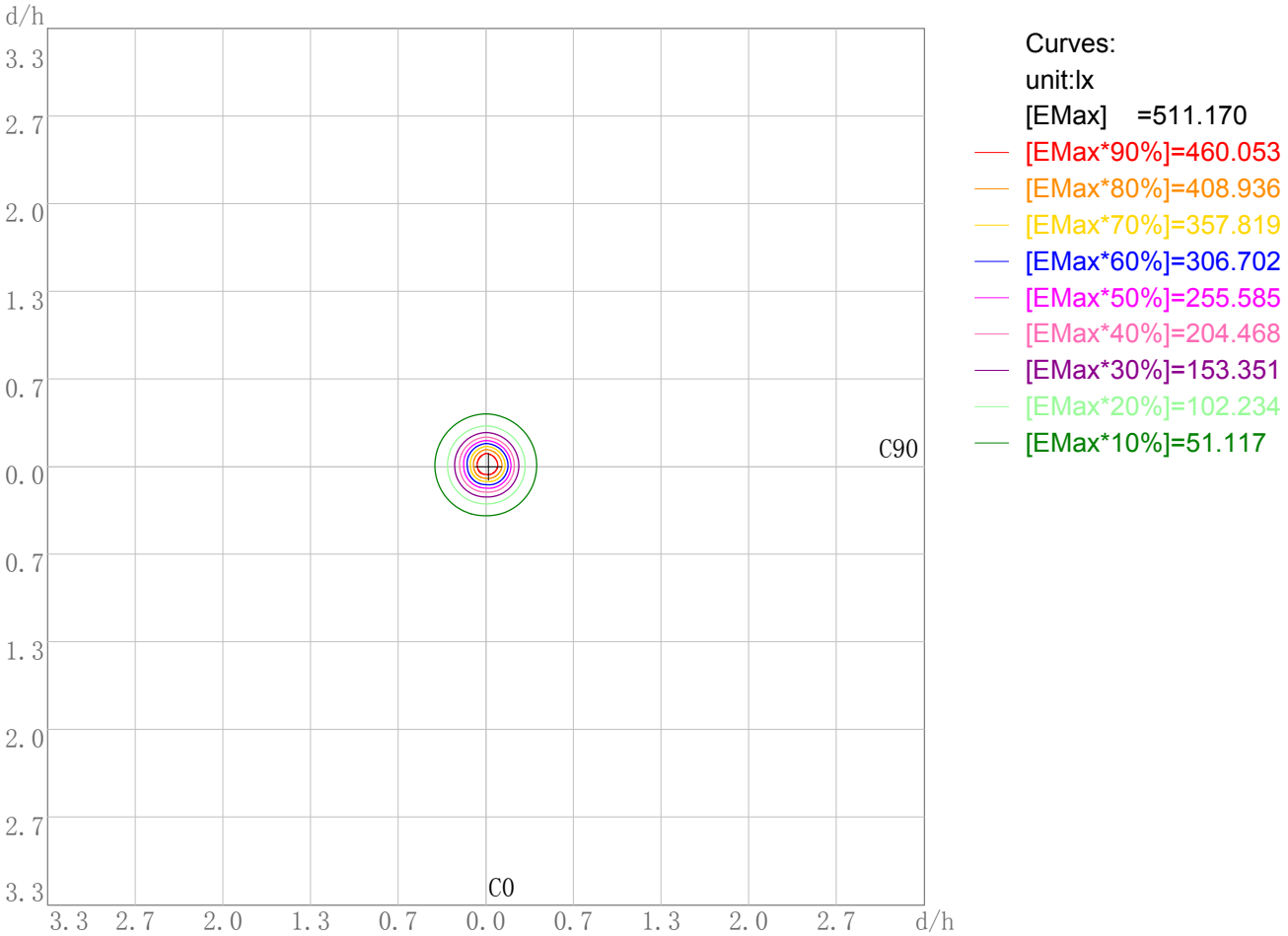

Working Plane Luminaire Mounting Height(m): 3.00
Working Plane Maximum Illuminance(lx): 511.17
Working Plane Maximum Illuminance Position(d/h):H0.0 V0.0

3D Plane ISO Illuminance Diagram

Lum.Name: HCP-1022202+HCP-1032202 4000K 15D	Lum.Catelog:	Test ID: 01
Lamp Name:	Lamp Catelog: LED	Test Lab: Quality Department
Manufacture: Havit Commercial	Test Machine:GON-2000	Test Date: 2020/11/24

3D Plane Illuminance Modal

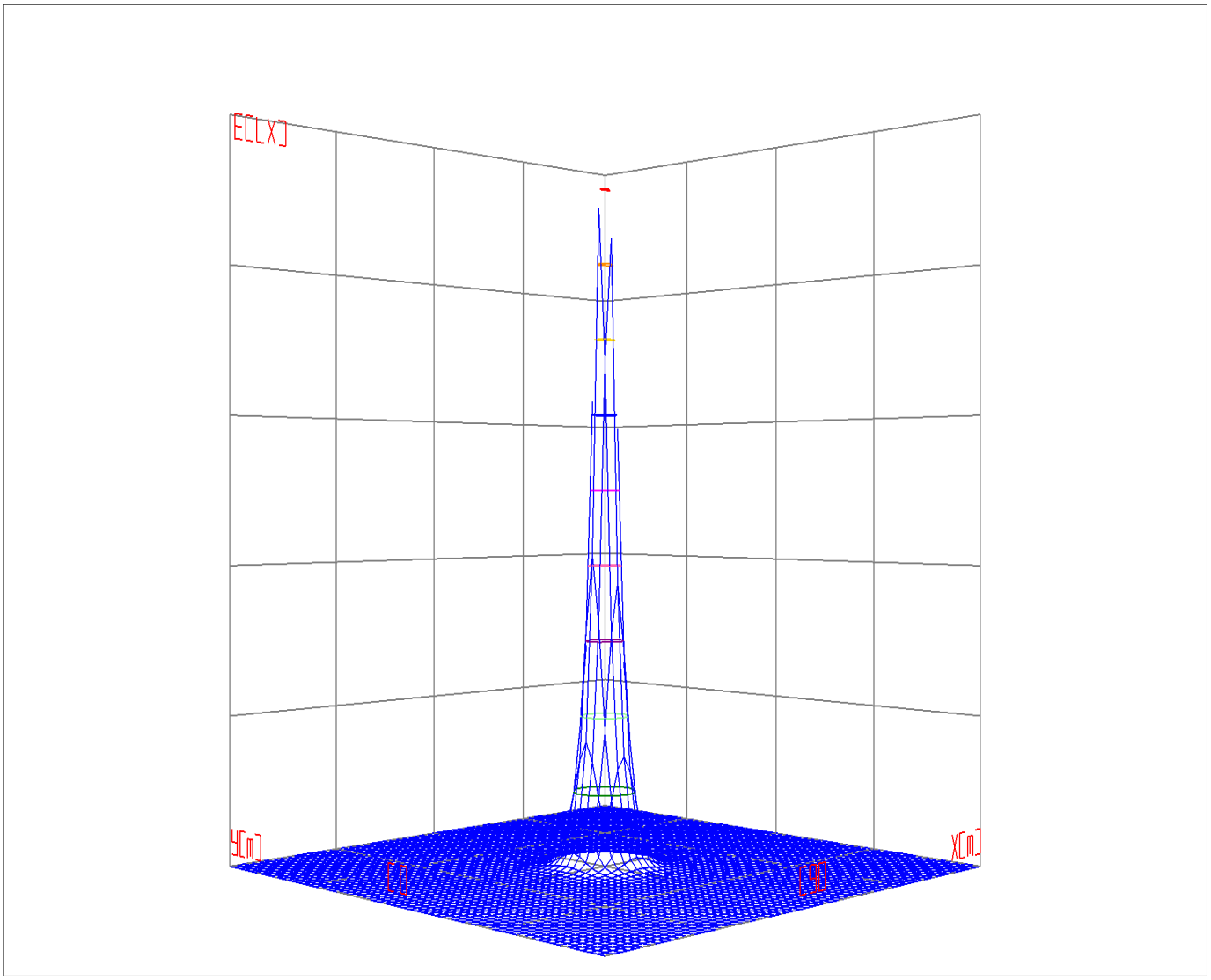

Curves: 3D Model 90% 80% 70% 60% 50% 40% 30% 20% 10%
View Angles(deg): 0 Height(m): 3.0 Distance(m): 10.0

Space ISO Illuminance Diagram

Lum.Name: HCP-1022202+HCP-1032202 4000K 15D	Lum.Catelog:	Test ID: 01
Lamp Name:	Lamp Catelog: LED	Test Lab: Quality Department
Manufacture: Havit Commercial	Test Machine:GON-2000	Test Date: 2020/11/24

Space ISO Illuminance Curve

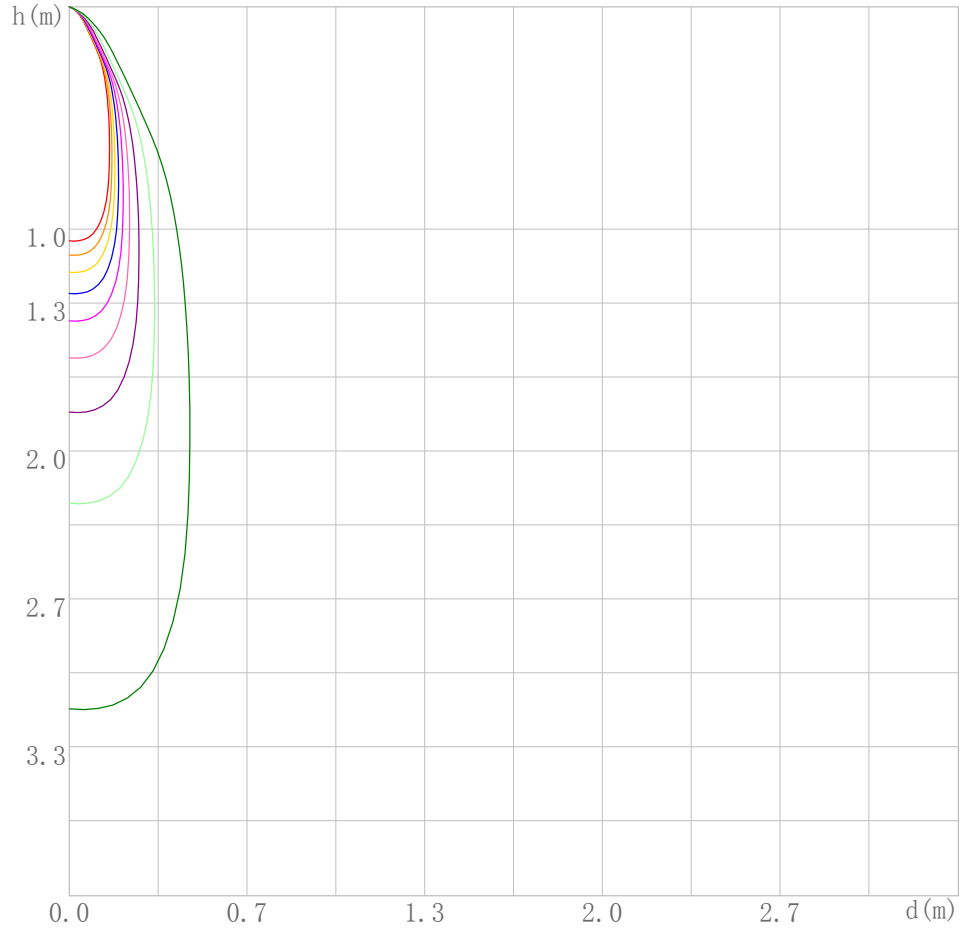

Curves:
[Unit: lx]
[EMax] =4598.114
[EMax*90%]=4138.303
[EMax*80%]=3678.491
[EMax*70%]=3218.680
[EMax*60%]=2758.869
[EMax*50%]=2299.057
[EMax*40%]=1839.246
[EMax*30%]=1379.434
[EMax*20%]=919.623
[EMax*10%]=459.811

Space Plane Maximum Illuminance and @Angle:4598.11lx,1.0deg
Plane Maximum Lighting Intensity and @Angle:4600.216cd,0eg

Illuminance-Distance Diagram

Lum.Name: HCP-1022202+HCP-1032202 4000K 15D	Lum.Catelog:	Test ID: 01
Lamp Name:	Lamp Catelog: LED	Test Lab: Quality Department
Manufacture: Havit Commercial	Test Machine:GON-2000	Test Date: 2020/11/24

Illuminance-Distance Curve

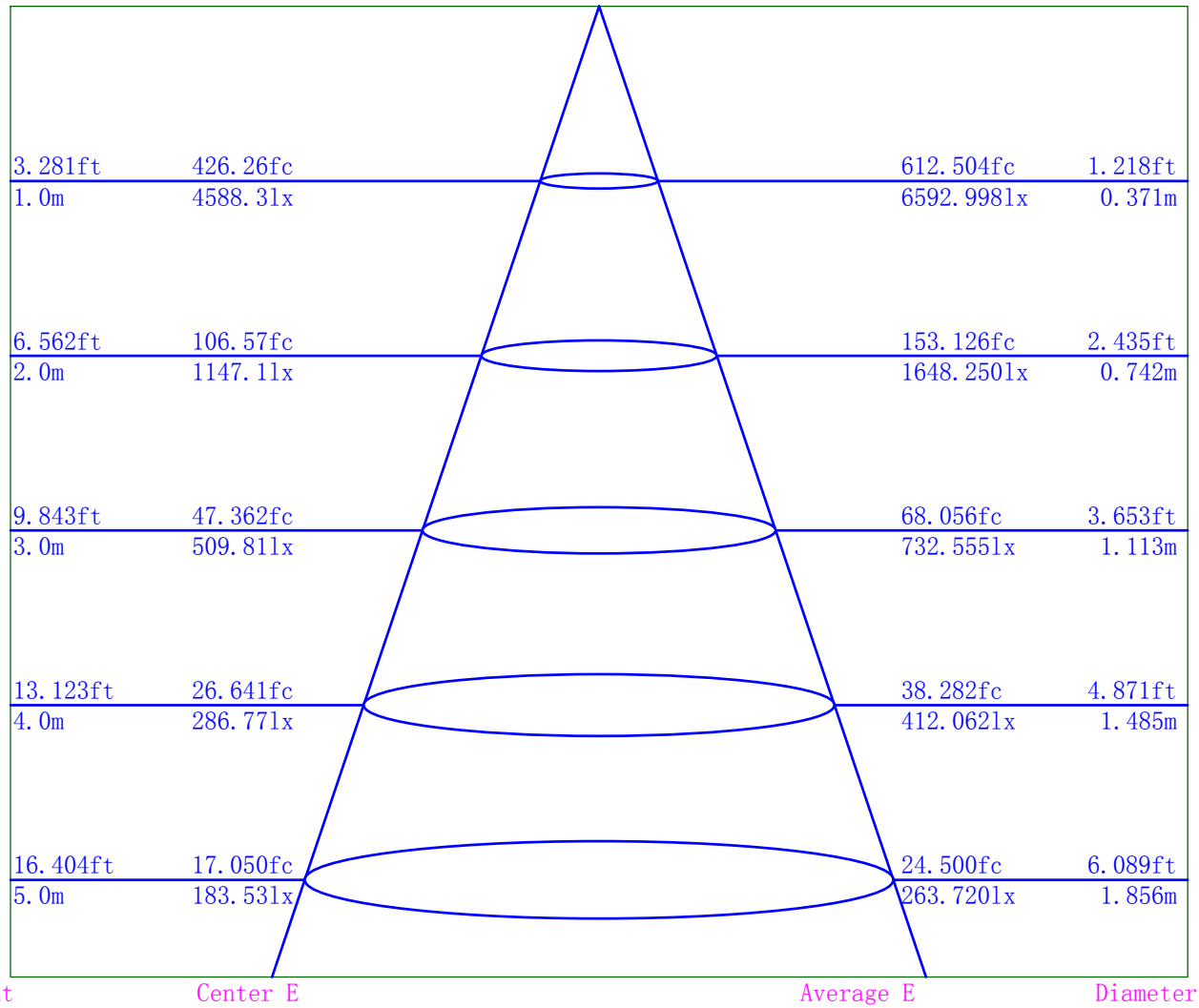

Beam Angle:21.0

Indoor Luminance Limiting Curves

Lum.Name: HCP-1022202+HCP-1032202 4000K 15D	Lum.Catelog:	Test ID: 01
Lamp Name:	Lamp Catelog: LED	Test Lab: Quality Department
Manufacture: Havit Commercial	Test Machine:GON-2000	Test Date: 2020/11/24

Glare Grade Table

GI	Quality	Using Illuminace							
1.15	A	2000	1000	500	<=300				
1.5	B		2000	1000	500	<=300			
1.85	C			2000	1000	500	<=300		
2.2	D				2000	1000	500	<=300	
2.55	E	a				2000	1000	500	<=300
			b	c	d	e	f	g	h

Luminance Table

Gama(deg)	45	50	55	60	65	70	75	80	85
C0	0	0	0	0	0	0	0	0	0
C90	0	0	0	0	0	0	0	0	0

Luminance Limiting Curve

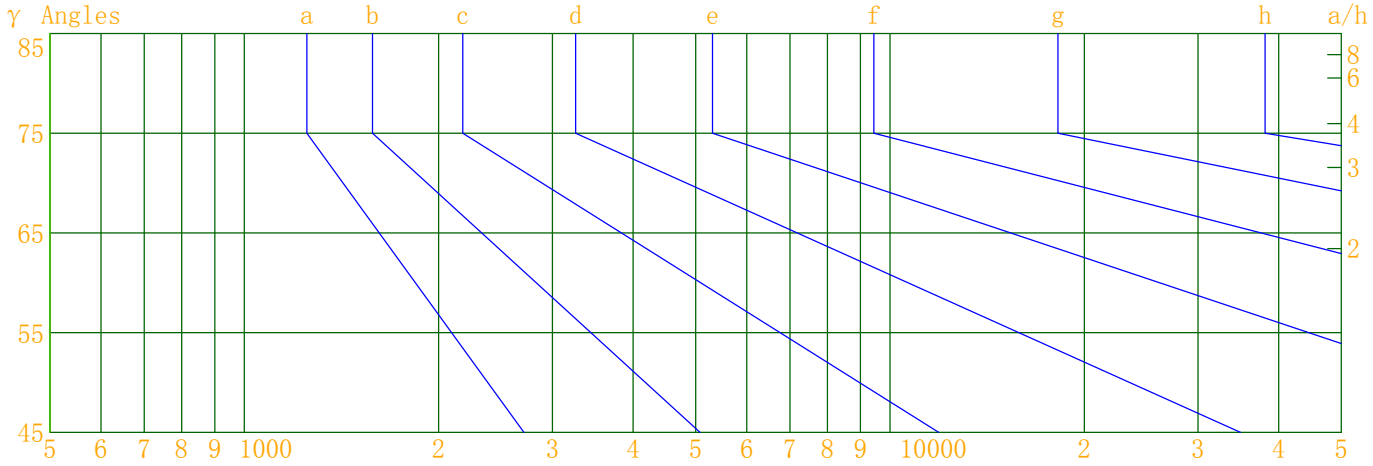

Luminous Size: Length(m)=0.000 Width(m)=0.000 Height(m)=0.000 Area(m^2)=0.000000
Luminous Type: Without Luminous Side
Luminous Curves: C0-C180 Color: C90-C270 Color:

Indoor Budgetary Estimate Table

Lum.Name: HCP-1022202+HCP-1032202 4000K 15D	Lum.Catelog:	Test ID: 01
Lamp Name:	Lamp Catelog: LED	Test Lab: Quality Department
Manufacture: Havit Commercial	Test Machine:GON-2000	Test Date: 2020/11/24

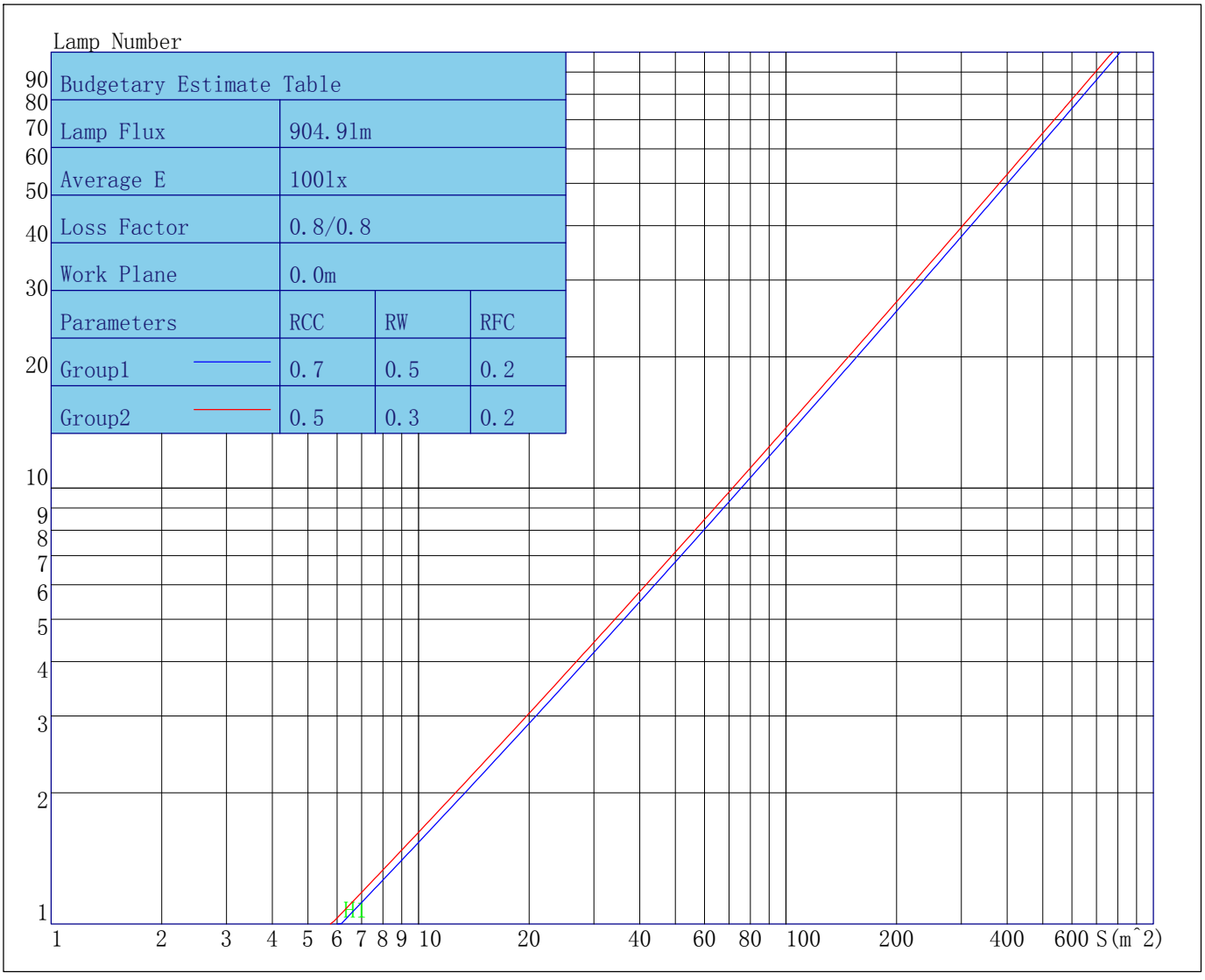

Parameters1: Rhocc = 0.7 Rhow = 0.5 Rhofc = 0.2 LLF = 0.8
Parameters2: Rhocc = 0.5 Rhow = 0.3 Rhofc = 0.2 LLF = 0.8
Average Illuminance(lx): 100 Cavity Height: H1(m) = 2

Indoor Coefficient of Utilization Table

Lum.Name: HCP-1022202+HCP-1032202 4000K 15D	Lum.Catelog:	Test ID: 01
Lamp Name:	Lamp Catelog: LED	Test Lab: Quality Department
Manufacture: Havit Commercial	Test Machine:GON-2000	Test Date: 2020/11/24

Coefficients of Utilization - Zonal Cavity Method																		
Coef.	Effective Floor Cavity Reflectance RFC=0.20																	
RhoCC(%)	80				70				50			30			10			0
RhoW(%)	70	50	30	10	70	50	30	10	50	30	10	50	30	10	50	30	10	0
RCR	Coefficient of Utilization(%)																	
0	119	119	119	119	116	116	116	116	111	111	111	106	106	106	102	102	102	100
1	115	113	111	109	113	111	109	108	107	105	104	103	102	101	100	99	98	97
2	111	108	105	102	109	106	103	101	103	101	99	100	98	97	97	96	95	93
3	108	103	99	96	106	102	98	96	99	96	94	97	95	93	95	93	91	90
4	104	99	95	92	103	98	94	91	96	93	90	94	91	89	92	90	88	87
5	101	95	91	88	100	94	91	88	93	89	87	91	88	86	90	87	86	84
6	98	92	88	85	97	91	87	84	90	86	84	89	86	83	88	85	83	82
7	95	89	85	82	94	88	84	82	87	84	81	86	83	81	85	83	80	79
8	93	86	82	79	92	86	82	79	85	81	79	84	81	78	83	80	78	77
9	90	84	80	77	89	83	79	77	82	79	76	82	79	76	81	78	76	75
10	88	81	77	75	87	81	77	75	80	77	74	80	76	74	79	76	74	73

Unified Glare Rating Table

Lum.Name: HCP-1022202+HCP-1032202 4000K 15D	Lum.Catelog:	Test ID: 01
Lamp Name:	Lamp Catelog: LED	Test Lab: Quality Department
Manufacture: Havit Commercial	Test Machine:GON-2000	Test Date: 2020/11/24

Unified Glare Rating Table

Ceiling RCC		0.70	0.70	0.50	0.50	0.30	0.70	0.70	0.50	0.50	0.30
Wall RW		0.50	0.30	0.50	0.30	0.30	0.50	0.30	0.50	0.30	0.30
Floor RFC		0.20	0.20	0.20	0.20	0.20	0.20	0.20	0.20	0.20	0.20
Room Size		Vewed crosswise					Vewed endwise				
X=2H	Y=2H	-1.2	-0.2	-0.8	0.1	0.4	-1.2	-0.2	-0.8	0.1	0.4
	Y=3H	-1.4	-0.5	-1.0	-0.2	0.2	-1.4	-0.5	-1.0	-0.2	0.2
	Y=4H	-1.5	-0.7	-1.1	-0.4	0.0	-1.5	-0.7	-1.1	-0.4	0.0
	Y=6H	-1.6	-0.9	-1.2	-0.5	-0.1	-1.6	-0.9	-1.2	-0.5	-0.1
	Y=8H	-1.7	-1.0	-1.2	-0.6	-0.2	-1.7	-1.0	-1.2	-0.6	-0.2
	Y=12H	-1.7	-1.1	-1.3	-0.7	-0.3	-1.7	-1.1	-1.3	-0.7	-0.3
X=4H	Y=2H	-1.5	-0.7	-1.1	-0.4	0.0	-1.5	-0.7	-1.1	-0.4	0.0
	Y=3H	-1.7	-1.1	-1.3	-0.7	-0.3	-1.7	-1.1	-1.3	-0.7	-0.3
	Y=4H	-1.8	-1.3	-1.4	-0.9	-0.4	-1.8	-1.3	-1.4	-0.9	-0.4
	Y=6H	-2.0	-1.5	-1.5	-1.0	-0.5	-2.0	-1.5	-1.5	-1.0	-0.5
	Y=8H	-2.0	-1.6	-1.6	-1.1	-0.7	-2.0	-1.6	-1.6	-1.1	-0.7
	Y=12H	-2.1	-1.7	-1.6	-1.2	-0.7	-2.1	-1.7	-1.6	-1.2	-0.7
X=8H	Y=4H	-2.0	-1.6	-1.6	-1.1	-0.7	-2.0	-1.6	-1.6	-1.1	-0.7
	Y=6H	-2.2	-1.8	-1.7	-1.3	-0.8	-2.2	-1.8	-1.7	-1.3	-0.8
	Y=8H	-2.2	-1.9	-1.7	-1.4	-0.9	-2.2	-1.9	-1.7	-1.4	-0.9
	Y=12H	-2.3	-2.0	-1.8	-1.5	-0.9	-2.3	-2.0	-1.8	-1.5	-0.9
X=12H	Y=4H	-2.1	-1.7	-1.6	-1.2	-0.7	-2.1	-1.7	-1.6	-1.2	-0.7
	Y=6H	-2.2	-1.9	-1.7	-1.4	-0.9	-2.2	-1.9	-1.7	-1.4	-0.9
	Y=8H	-2.3	-2.0	-1.8	-1.5	-0.9	-2.3	-2.0	-1.8	-1.5	-0.9
Variations with the objerver position at spacings											
S=1.0H		0.0/0.0					0.0/0.0				
S=1.5H		0.0/0.0					0.0/0.0				
S=2.0H		0.0/0.0					0.0/0.0				
Reduced UGR Table:											
Nordic Standard Table:		BK0					BK0				
Correction Value		0.0					0.0				

o the CIE Pub.117,data has been corrected,refers to the lamp's lumens 8.2flm.

Candela Tabulation

V/H	C0.0	C90.0	C180.0	C270.0
γ 0.0	4588.27	4588.27	4588.27	4588.27
γ 1.0	4600.22	4602.63	4508.95	4557.12
γ 2.0	4590.84	4565.18	4393.51	4474.43
γ 3.0	4555.74	4499.95	4229.86	4327.48
γ 4.0	4480.71	4386.15	4000.33	4112.38
γ 5.0	4359.35	4208.34	3714.61	3845.19
γ 6.0	4174.41	3992.19	3395.13	3527.81
γ 7.0	3926.29	3728.79	3061.14	3191.51
γ 8.0	3621.89	3411.88	2743.51	2870.71
γ 9.0	3279.74	3050.93	2441.87	2566.32
γ 10.0	2914.69	2683.14	2162.14	2288.31
γ 11.0	2541.74	2325.23	1908.93	2032.13
γ 12.0	2203.98	1999.07	1676.98	1795.10
γ 13.0	1905.97	1735.91	1468.15	1572.84
γ 14.0	1653.40	1507.60	1285.96	1380.95
γ 15.0	1437.64	1302.49	1130.37	1213.05
γ 16.0	1251.86	1121.93	993.99	1078.34
γ 17.0	1092.09	972.02	873.03	956.67
γ 18.0	954.72	847.29	768.47	847.95
γ 19.0	839.12	741.14	674.50	750.29
γ 20.0	737.98	649.22	588.80	664.30
γ 21.0	648.55	568.86	511.78	585.54
γ 22.0	570.28	497.20	445.00	515.00
γ 23.0	499.77	433.23	388.86	452.02
γ 24.0	436.09	373.54	330.64	394.13
γ 25.0	378.64	316.41	281.36	341.75
γ 26.0	323.92	264.45	236.86	295.15
γ 27.0	271.92	212.96	195.73	252.57
γ 28.0	221.61	165.39	161.31	214.49
γ 29.0	176.70	133.53	135.31	180.48
γ 30.0	142.73	109.34	109.32	149.70
γ 31.0	117.23	90.06	89.61	122.77
γ 32.0	97.77	74.89	73.84	100.57
γ 33.0	82.29	63.82	62.34	82.78
γ 34.0	70.80	54.97	53.26	70.15
γ 35.0	61.14	48.24	45.58	60.46
γ 36.0	53.02	42.93	39.08	52.32
γ 37.0	46.82	38.10	33.51	44.89
γ 38.0	41.84	33.74	28.74	38.88
γ 39.0	37.24	29.89	24.73	33.64
γ 40.0	33.15	26.49	21.54	29.43
γ 41.0	29.48	23.44	18.83	25.78
γ 42.0	26.47	20.91	16.38	22.68
γ 43.0	23.68	18.54	14.22	19.99
γ 44.0	21.28	16.39	12.37	17.49
γ 45.0	18.96	14.34	10.28	14.91
γ 46.0	16.83	12.46	8.40	12.64

Candela Tabulation - (Cont.)

V/H	C0.0	C90.0	C180.0	C270.0
γ 47.0	14.69	10.73	7.34	10.43
γ 48.0	12.79	9.13	6.59	9.20
γ 49.0	11.08	7.83	6.08	8.42
γ 50.0	9.68	6.79	5.64	7.79
γ 51.0	8.64	6.02	5.09	7.20
γ 52.0	7.68	5.12	4.66	6.66
γ 53.0	6.92	4.39	4.21	6.08
γ 54.0	6.03	3.61	3.71	5.65
γ 55.0	5.30	2.98	3.35	5.29
γ 56.0	4.54	2.47	2.81	4.75
γ 57.0	3.89	1.87	2.47	4.31
γ 58.0	3.27	1.29	2.02	3.87
γ 59.0	2.71	0.76	1.54	3.44
γ 60.0	2.16	0.34	1.21	3.00
γ 61.0	1.57	0.00	0.61	2.50
γ 62.0	1.13	0.00	0.07	1.86
γ 63.0	0.59	0.00	0.00	1.31
γ 64.0	0.00	0.00	0.00	0.80
γ 65.0	0.00	0.00	0.00	0.29
γ 66.0	0.00	0.00	0.00	0.00
γ 67.0	0.00	0.00	0.00	0.00
γ 68.0	0.00	0.00	0.00	0.00
γ 69.0	0.00	0.00	0.00	0.00
γ 70.0	0.00	0.00	0.00	0.00
γ 71.0	0.00	0.00	0.00	0.00
γ 72.0	0.00	0.00	0.00	0.00
γ 73.0	0.00	0.00	0.00	0.00
γ 74.0	0.00	0.00	0.00	0.00
γ 75.0	0.00	0.00	0.00	0.00
γ 76.0	0.00	0.00	0.00	0.00
γ 77.0	0.00	0.00	0.00	0.00
γ 78.0	0.00	0.00	0.00	0.00
γ 79.0	0.00	0.00	0.00	0.00
γ 80.0	0.00	0.00	0.00	0.00
γ 81.0	0.00	0.00	0.00	0.00
γ 82.0	0.00	0.00	0.00	0.00
γ 83.0	0.00	0.00	0.00	0.00
γ 84.0	0.00	0.00	0.00	0.00
γ 85.0	0.00	0.00	0.00	0.00
γ 86.0	0.00	0.00	0.00	0.00
γ 87.0	0.00	0.00	0.00	0.00
γ 88.0	0.00	0.00	0.00	0.00
γ 89.0	0.00	0.00	0.00	0.00
γ 90.0	0.00	0.00	0.00	0.00
γ 91.0	0.00	0.00	0.00	0.00
γ 92.0	0.00	0.00	0.00	0.00
γ 93.0	0.00	0.00	0.00	0.00

Candela Tabulation - (Cont.)

V/H	C0.0	C90.0	C180.0	C270.0
γ 94.0	0.00	0.00	0.00	0.00
γ 95.0	0.00	0.00	0.00	0.00
γ 96.0	0.00	0.00	0.00	0.00
γ 97.0	0.00	0.00	0.00	0.00
γ 98.0	0.00	0.00	0.00	0.00
γ 99.0	0.00	0.00	0.00	0.00
γ 100.0	0.00	0.00	0.00	0.00
γ 101.0	0.00	0.00	0.00	0.00
γ 102.0	0.00	0.00	0.00	0.00
γ 103.0	0.00	0.00	0.00	0.00
γ 104.0	0.00	0.00	0.00	0.00
γ 105.0	0.00	0.00	0.00	0.00
γ 106.0	0.00	0.00	0.00	0.00
γ 107.0	0.00	0.00	0.00	0.00
γ 108.0	0.00	0.00	0.00	0.00
γ 109.0	0.00	0.00	0.00	0.00
γ 110.0	0.00	0.00	0.00	0.00
γ 111.0	0.00	0.00	0.00	0.00
γ 112.0	0.00	0.00	0.00	0.00
γ 113.0	0.00	0.00	0.00	0.00
γ 114.0	0.00	0.00	0.00	0.00
γ 115.0	0.00	0.00	0.00	0.00
γ 116.0	0.00	0.00	0.00	0.00
γ 117.0	0.00	0.00	0.00	0.00
γ 118.0	0.00	0.00	0.00	0.00
γ 119.0	0.00	0.00	0.00	0.00
γ 120.0	0.00	0.00	0.00	0.00
γ 121.0	0.00	0.00	0.00	0.00
γ 122.0	0.00	0.00	0.00	0.00
γ 123.0	0.00	0.00	0.00	0.00
γ 124.0	0.00	0.00	0.00	0.00
γ 125.0	0.00	0.00	0.00	0.00
γ 126.0	0.00	0.00	0.00	0.00
γ 127.0	0.00	0.00	0.00	0.00
γ 128.0	0.00	0.00	0.00	0.00
γ 129.0	0.00	0.00	0.00	0.00
γ 130.0	0.00	0.00	0.00	0.00
γ 131.0	0.00	0.00	0.00	0.00
γ 132.0	0.00	0.00	0.00	0.00
γ 133.0	0.00	0.00	0.00	0.00
γ 134.0	0.00	0.00	0.00	0.00
γ 135.0	0.00	0.00	0.00	0.00
γ 136.0	0.00	0.00	0.00	0.00
γ 137.0	0.00	0.00	0.00	0.00
γ 138.0	0.00	0.00	0.00	0.00
γ 139.0	0.00	0.00	0.00	0.00
γ 140.0	0.00	0.00	0.00	0.00

Candela Tabulation - (Cont.)

V/H	C0.0	C90.0	C180.0	C270.0
γ 141.0	0.00	0.00	0.00	0.00
γ 142.0	0.00	0.00	0.00	0.00
γ 143.0	0.00	0.00	0.00	0.00
γ 144.0	0.00	0.00	0.00	0.00
γ 145.0	0.00	0.00	0.00	0.00
γ 146.0	0.00	0.00	0.00	0.00
γ 147.0	0.00	0.00	0.00	0.00
γ 148.0	0.00	0.00	0.00	0.00
γ 149.0	0.00	0.00	0.00	0.00
γ 150.0	0.00	0.00	0.00	0.00
γ 151.0	0.00	0.00	0.00	0.00
γ 152.0	0.00	0.00	0.00	0.00
γ 153.0	0.00	0.00	0.00	0.00
γ 154.0	0.00	0.00	0.00	0.00
γ 155.0	0.00	0.00	0.00	0.00
γ 156.0	0.00	0.00	0.00	0.00
γ 157.0	0.00	0.00	0.00	0.00
γ 158.0	0.00	0.00	0.00	0.00
γ 159.0	0.00	0.00	0.00	0.00
γ 160.0	0.00	0.00	0.00	0.00
γ 161.0	0.00	0.00	0.00	0.00
γ 162.0	0.00	0.00	0.00	0.00
γ 163.0	0.00	0.00	0.00	0.00
γ 164.0	0.00	0.00	0.00	0.00
γ 165.0	0.00	0.00	0.00	0.00
γ 166.0	0.00	0.00	0.00	0.00
γ 167.0	0.00	0.00	0.00	0.00
γ 168.0	0.00	0.00	0.00	0.00
γ 169.0	0.00	0.00	0.00	0.00
γ 170.0	0.00	0.00	0.00	0.00
γ 171.0	0.00	0.00	0.00	0.00
γ 172.0	0.00	0.00	0.00	0.00
γ 173.0	0.00	0.00	0.00	0.00
γ 174.0	0.00	0.00	0.00	0.00
γ 175.0	0.00	0.00	0.00	0.00
γ 176.0	0.00	0.00	0.00	0.00
γ 177.0	0.00	0.00	0.00	0.00
γ 178.0	0.00	0.00	0.00	0.00
γ 179.0	0.00	0.00	0.00	0.00
γ 180.0	0.00	0.00	0.00	0.00